



portion

Armchair, Sofa
and Bench



Design

naughtone's original sofa system is characterised by the buttoned seat and scooped back.

The Portion sofa has morphed into many guises and has been used in a wide variety of environments; from schools and offices to homes and bars. Portion merges trusted familiarity with modern proportions and comfort.

Technical

The main body of the Portion range is constructed with a hardwood internal frame and CMHR foams. The two base options are made from hand polished stainless steel and solid hardwood.

*All dimensions quoted are rounded to the nearest 5mm or nearest 1/2 inch.

Sizes



POR1NA
portion chair no arms
metric (mm)
W900 D870 H610 Seat 355
imperial (in)
W35.5 D34 H24 Seat 14



POR1RA
portion chair right arm
metric (mm)
W1100 D870 H610 Seat 355
imperial (in)
W43.5 D34 H24 Seat 14



POR1LA
portion chair left arm
metric (mm)
W1100 D870 H610 Seat 355
imperial (in)
W43.5 D34 H24 Seat 14



POR12A
portion chair 2 arms
metric (mm)
W1300 D870 H610 Seat 355
imperial (in)
W51 D34 H24 Seat 14



POR1ST
portion single stool
metric (mm)
W900 D630 H355 Seat 355
imperial (in)
W35.5 D25 H14 Seat 14



POR2NA
portion sofa 2 seat no arms
metric (mm)
W1200 D870 H610 Seat 355
imperial (in)
W47 D34 H24 Seat 14



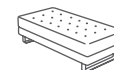
POR2RA
portion sofa 2 seat right arm
metric (mm)
W1200 D870 H610 Seat 355
imperial (in)
W47 D34 H24 Seat 14



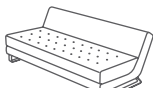
POR2LA
portion sofa 2 seat left arm
metric (mm)
W1400 D870 H610 Seat 355
imperial (in)
W55 D34 H24 Seat 14



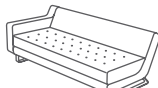
POR22A
portion sofa 2 seat 2 arms
metric (mm)
W1600 D870 H610 Seat 355
imperial (in)
W63 D34 H24 Seat 14



POR2BEN
portion 2 seat bench
metric (mm)
W1200 D630 H355 Seat 355
imperial (in)
W47 D25 H14 Seat 14



POR3NA
portion sofa 3 seat no arms
metric (mm)
W1800 D870 H610 Seat 355
imperial (in)
W71 D34 H24 Seat 14



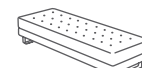
POR3RA
portion sofa 3 seat right arm
metric (mm)
W2000 D870 H610 Seat 355
imperial (in)
W78.5 D34 H24 Seat 14



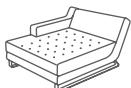
POR3LA
portion sofa 3 seat left arm
metric (mm)
W2000 D870 H610 Seat 355
imperial (in)
W78.5 D34 H24 Seat 14



POR32A
portion sofa 3 seat 2 arms
metric (mm)
W2200 D870 H610 Seat 355
imperial (in)
W86.5 D34 H24 Seat 14



POR3BEN
portion 3 seat bench
metric (mm)
W1800 D630 H355 Seat 355
imperial (in)
W71 D25 H14 Seat 14



PORCHR
portion chaise right arm
metric (mm)
W950 D1345 H610 Seat 355
imperial (in)
W37.5 D53 H24 Seat 14



PORCHL
portion chaise left arm
metric (mm)
W950 D1345 H610 Seat 355
imperial (in)
W37.5 D53 H24 Seat 14

Base Options




Brushed stainless sled base.



Turned Oak or walnut legs

Other Options



Contrast button colours

Portion range designed by naughtone



general manufacture description

The portion is available in a range of sizes and finishes, for the purpose of this document we have a specific example from the range:

Portion 3 seat sofa with a stainless steel sled base

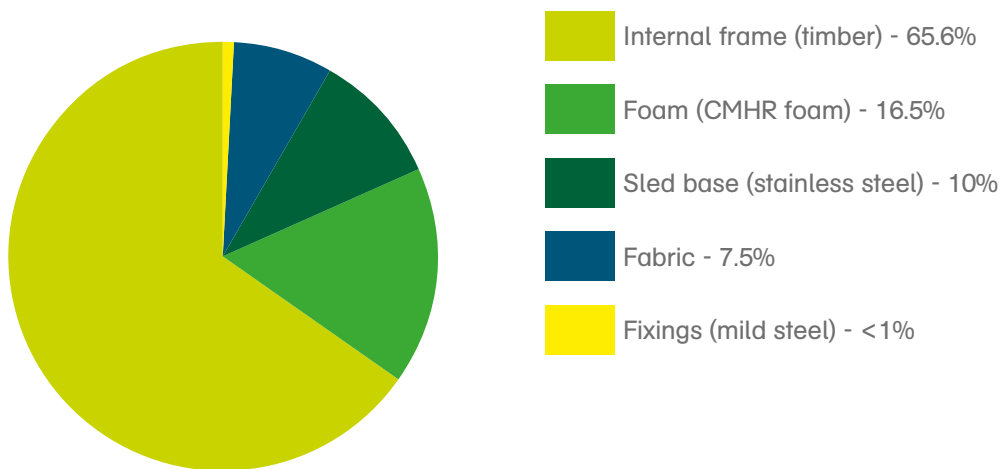
Please use the material index and the breakdown of component mass below to establish the environmental qualities of other finish options in this range.

Portion inner frame is constructed from hardwood and CMHR foams. The sled base is handmade from stainless steel bar, then weld jointed together and brush polished by hand.

facts

- naughtone is FISP and ISO14001 certified
- 51.6kg Total weight
- 26.9% Recyclable (foam, base & fixings)
- 65.6% Compostable (timber frame)
- 9.5% Recycled content (chip foam, base & fixings)
- **65.6% Reuseable content**
- **36.4% Recycled & Recyclable content**

contents



support

further information for all our products can be downloaded from the website www.naughtone.com.

* where sustainable sources are quoted and a chain of custody is required by a customer - this must be indicated on the purchase order to naughtone. A chain of custody requested after an order has been placed or delivered may be difficult to recover.

