

LOTTUS CONFIDENT

enea

By Lievore Altherr Molina



As its name suggests, this new addition to the Lottus family has been designed to add poise and character to spaces where exclusivity and quality are needed. It comes in two sizes of back rest, revolving or fixed base and with and without armrests. Its colours range, combinable in one chair, and materials means it can add its unique style to multiple surroundings.

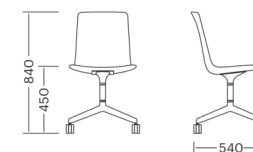
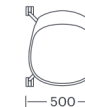
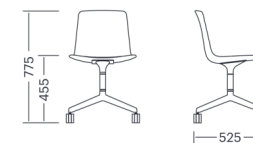
Structures

- Arms and supports in injected aluminium L-2630 UNE 38-263.
- Semi-automatically welding in arc robot with gas control and steel strip.
- Base with 4 polished aluminium or lacquered supports, with either wheels or non-slip tips.

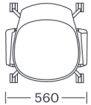
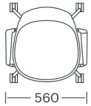
Measures



Measures



Measures



Accessories

— Chrome wheels

